












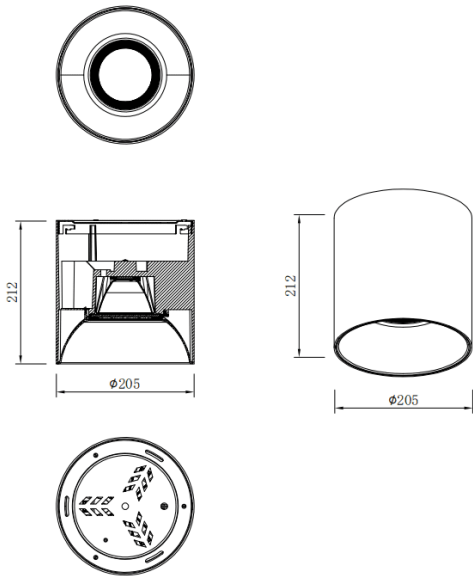
TUBULAR-S B

Item code	86.SD01.6323.01			
Product type	Indoor			
Category	Surface Downlights			
Family	TUBULAR-S B			
Pictograms	<div><div></div><div></div><div></div><div></div><div></div><div></div><div></div><div></div><div></div></div>			

Dimensions

Product dimensions (mm) Ø205X212 mm

Scheme



Product

Real power (W)	60
Real luminous flux (Lm)	4800
Luminous efficiency (Lm/W)	80
Beam angle (°)	20
Life time (h)	50000h L80B10
IP	IP65
Control gear	DALI
Colour temperature (K)	3000
Colour consistency (SDCM)	SDCM<3
CRI	80